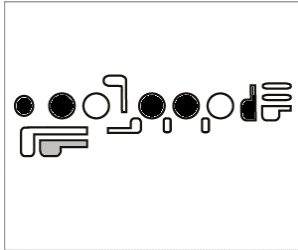


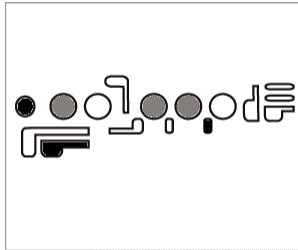
Flute Trill Fingerings that might be useful:

E3 to F#3

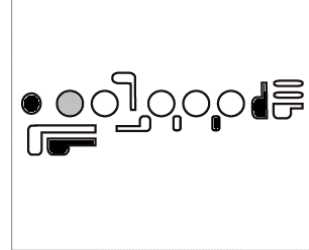
Standard trill (F# is flat in pitch unless lipped up)



Harmonic colour, sharper pitch

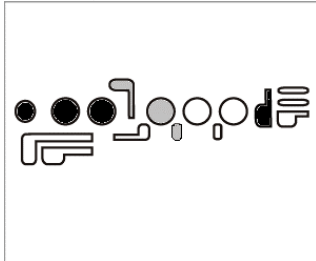


Harmonic, flatter pitch

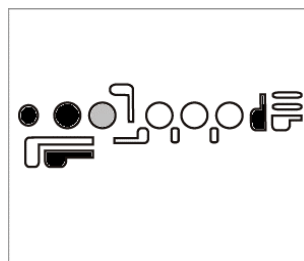


G3 to A3 (with no C# trill key to use)

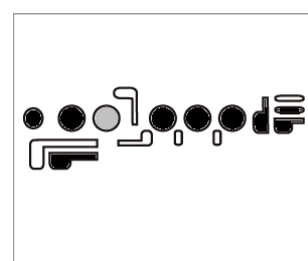
For a single mordent or short trill



For a tutti trill fortissimo

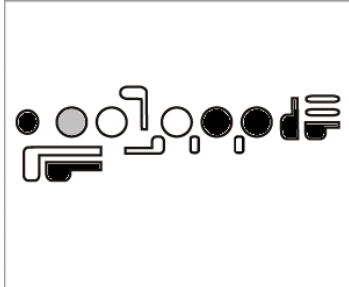


For a harmonic-colour (both low C/D#).

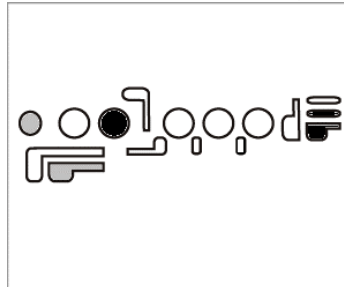


B3 to C#4

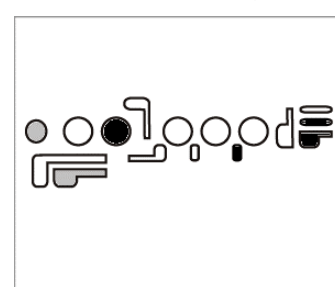
Best but can be awkward to get to



Standard trill, can also use gizmo



Also can substitute gizmo



Best flute fingering & trill book I would recommend, see: www.herszbaum.com
For more trilling help articles online see: <http://www.jennifercluff.com/fasttrills.htm>

Hope these fingerings help.
Best, Jennifer Cluff, Jan. 2007